





Comet 2N+ Dual-Glass Module

595W-625W


Second Generation
Comprehensive Upgrade:

 **Partial Shading Optimisation**


 **Better Temperature Coefficient**

 **High Temperature Restriction**

 **Micro-crack Resistance**

 **Higher Power**

 **Lower BOS**

 **PFAS-free**



Product
Warranty



Performance
Warranty



reddot winner 2023

Complete Set of Quality Management System

IEC 61730 (2016) IEC 61215 (2021)
ISO 9001:2015 Quality Management System
ISO 14001:2015 Environmental Management System
ISO 45001:2018 Occupational Safety and Management System
(Made in China)



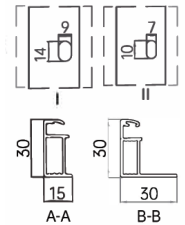

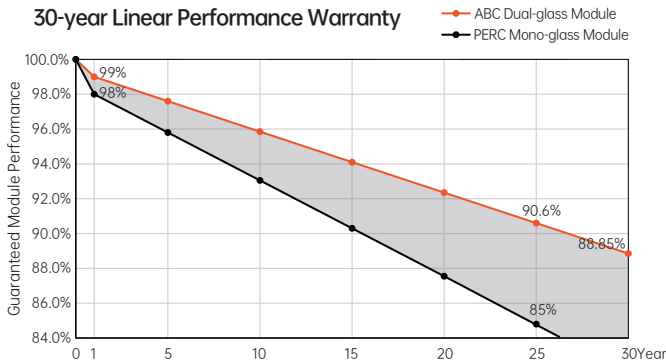
625W
Output

23.7%
Efficiency

≤1%
First-year Degradation

≤0.35%
Annual Degradation from Year 2-30

30-year Linear Performance Warranty



Tolerance
L: ±2mm
W: ±2mm
Unit: mm

Electrical Characteristics (STC: AM1.5 1000W/m² 25°C NOCT: AM1.5 800W/m² 20°C 1m/s) φVoc=97% φIsc=38% φPmax=39% Power Tolerance:0~+3%

Model	AIKO-A595-MAH72Dw		AIKO-A600-MAH72Dw		AIKO-A605-MAH72Dw		AIKO-A610-MAH72Dw		AIKO-A615-MAH72Dw		AIKO-A620-MAH72Dw	
Test Conditions	STC	BNPI	STC	BNPI	STC	BNPI	STC	BNPI	STC	BNPI	STC	BNPI
P _{max} [W]	595	625	600	630	605	635	610	640	615	645	620	650
V _{oc} [V]	54.04	54.13	54.14	54.23	54.24	54.33	54.34	54.43	54.44	54.53	54.57	54.63
V _{mp} [V]	44.70	44.80	44.80	44.90	44.90	45.00	45.00	45.10	45.10	45.20	45.20	45.30
I _{sc} [A]	14.06	14.68	14.14	14.76	14.22	14.84	14.30	14.92	14.38	15.00	14.46	15.08
I _{mp} [A]	13.32	13.96	13.40	14.04	13.48	14.12	13.56	14.20	13.64	14.28	13.72	14.35
Module Efficiency	22.6%		22.8%		23.0%		23.2%		23.3%		23.5%	

Model	AIKO-A625-MAH72Dw	
Test Conditions	STC	BNPI
P _{max} [W]	625	655
V _{oc} [V]	54.70	54.73
V _{mp} [V]	45.30	45.40
I _{sc} [A]	14.54	15.16
I _{mp} [A]	13.80	14.43
Module Efficiency	23.7%	

Note: Test uncertainty for Pmax: ±3%

Mechanical Specification

Cell Type	N-Type ABC
Glass	Dual glass, 2.0+2.0mm coated semi tempered glass
Frame	Anodized aluminum
Cable	4mm ² (IEC) 12AWG(UL) 350mm or Customized Length
No. of Cells	144(6*24)
Junction Box	IP68, three bypass diodes
Connector	MC4 EVOA/MC4 EVO2
Weight	31.0kg±3%
Dimension	2323*1134*30mm
Package Detail	36pcs per pallet/180pcs per 20' GP/720pcs per 40' HC

Temperature Ratings (STC)

Temperature Coefficient of I _{sc}	+ 0.05%/ °C
Temperature Coefficient of V _{oc}	- 0.22%/ °C
Temperature Coefficient of P _{max}	- 0.26%/ °C

Installation Guide

Operation Temperature	- 40°C-+85°C
Maximum Series Fuse Rating	25A
Protection Class	Class II
V _{oc} and I _{sc} Tolerance	±3%
Maximum System Voltage	DC1500V
Maximum Static Loading	Front 5400Pa Back 2400Pa
Hail Test	25 mm diameter hail at 23 m/s
Fire Rating	IEC Class C



Shenzhen Aiko Digital Energy Technology Co., Ltd.
www.aikosolar.com
marketing@aikosolar.com

*AIKO Energy reserves right to update the specification without notice
DS_EN_2404_V1.3